

# TeamMate®

## Roomware Solutions



TeamMate makes life simple: with a range of truly innovative furniture solutions to suit any application. Aesthetically pleasing, modular and practical, TeamMate products are designed to stand the test of time.

## Educator<sup>3</sup> Cantilever Lectern

MODEL: ED3CANTILEVER

A compact space saving desk with an inbuilt rack facility and cantilevered worktop for rooms where space is as a premium.

### Features & Benefits

- >> Self contained solution ideal for smaller spaces
- >> DDA accessible desk module with access from the side
- >> Built around a 19" 14U x 500mm rack unit with natural convection cooling
- >> Hinged side opening doors and tilting worktop for easy access into the lecterns
- >> Pull out rack for streamlined installation
- >> Improved cable management channels
- >> Strengthened front door
- >> Optional height adjustable worktop adheres to ADA, DDA and Equality act compliance
- >> Extensive logo and branding options are available
- >> Low profile design with mobile jacking castors as standard
- >> Secrecy shield is included in either white, black or silver
- >> 200mm secrecy shield included as standard
- >> Range of worktop sizes and colours



Tilting Worktop



VariHite Compatible



Pull-out rack system

### Overview

The Educator<sup>3</sup> Cantilever Lectern is a state-of-the-art presentation lectern with an inbuilt desk module. Its contemporary design with its added security and functionality makes it suitable for a multitude of industries.

Built around a 19" 14U rack enclosure, the Educator<sup>3</sup> Cantilever Lectern provides ample space for AV & IT rack mountable equipment to be stored securely.

The Educator<sup>3</sup> Cantilever offers much improved access for users and integrators alike, including: Removable slide-out rack, for pre-integration and ongoing maintenance as well as side opening doors and tilting worktop.

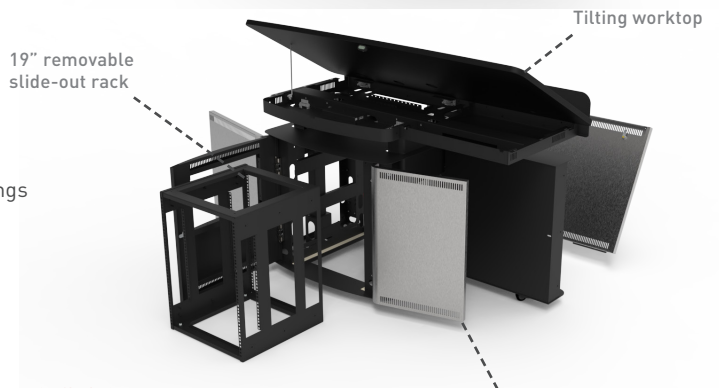
## Educator Cantilever technical specifications

- >> 19" 14U x 500mm rack enclosure with natural convection cooling design.
- >> 8U or 14U height strengthened steel door as standard
- >> Pull out rack system suitable to aid integration
- >> Hinged side doors enabling 360° secure access
- >> Hinged worktop for easy integration and ongoing maintenance
- >> Mobile castors with lockdown options
- >> Fixed or height adjustable worktop
- >> Choice of worktop sizes: 1600mm




### Additional cost options:


- >> VariHite package for height adjustable worktop
- >> Worktop peripherals including: Power, Ergo Arm & Security Housings
- >> Ceramic writing surface
- >> TeamMate Cable Retractor
- >> Pre-drilled worktop to client approved drawing
- >> Vinyl logo and wood veneer wrap options




### Standard worktop colours:




### Standard metalwork finishes:



### Added cost worktop colours:



### Added cost metalwork finishes:



## EDUCATOR CANTILEVER/ VARIHITE TECHNICAL DRAWING

